

Installation Instructions



1. Assemble Akadinda frame comprising 2x 'X'-shaped legs and 1x horizontal beam. (See Assembly Guide). Cover 8 holes on horizontal beam using 4x Black caps (1.1)



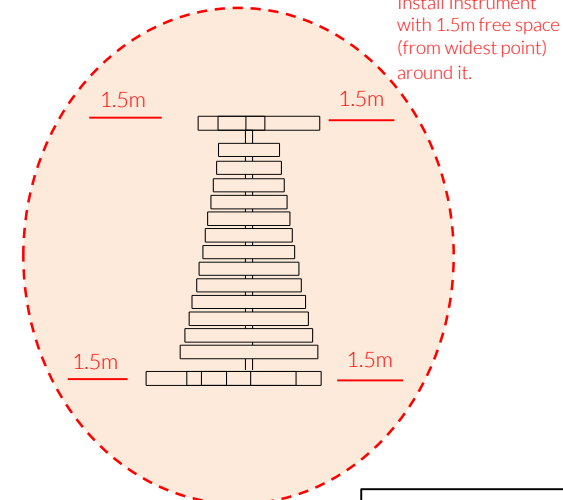
2. Locate M8x80mm eye bolts through pre drilled holes using flat washers on both sides of the timber to prevent the fixing pulling into the timber. Secure in place with M8 nyloc nuts, cover 4 holes in ends using 4x Black caps. (1.2)(1.3)

3. Attach L Brackets to legs of frame with coach bolts provided.

4. Place Akadinda in desired location and mark 4 holes for surface fixing.

5. Fix to Surface using recommended ground anchors not supplied

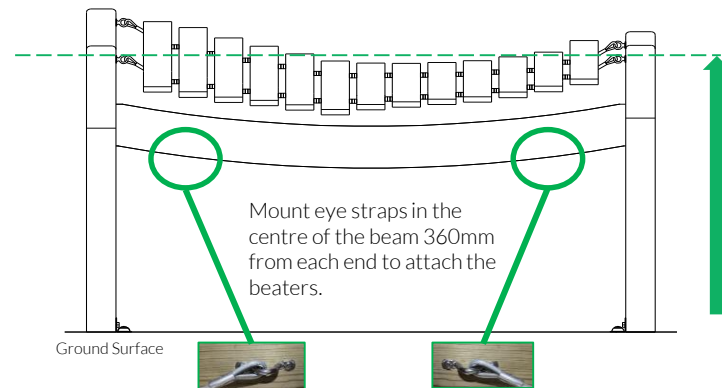
6. Make sure all fixings are covered and secure using cover caps provided



Install Instrument with 1.5m free space (from widest point) around it.

Metric Conversion:	
150mm/ 6"	
250mm/ 10"	
360mm/ 14"	
400mm/ 16"	
500mm/ 20"	
650mm/ 26"	
750mm/ 30"	
900mm/ 35"	
1.5m/ 59"	

Height to centre of notes:
KS0 3-5 500mm Depth 400mm
KS1 5-7 650mm Depth 250mm
KS2 7-11 750mm Depth 150mm
Adult 900mm Surface Mounted



Mount eye straps in the centre of the beam 360mm from each end to attach the beaters.

Surface Fixed

Akadinda
Page 1 of 2



Instrument Components:

- M10 Wedge Nut X2
- M10x30 SS Washer X2
- M8x25 SS Washer X8
- Eye Straps X2
- M8 Lock Nut X4
- Pin Torx 25 Driver Bit X1
- M10x130 Bolt X2
- 10x38mm Secure Screw X4
- Black Caps X8
- 5x/0mm Screw X4

Weight of heaviest part 28kg (Frame)



Pair Large Red Beaters X2

Surface Fix Components:

- M8x50 Coach Screw x4
- L Brackets x4
- 2 Part Cover Cap x4


Ground Anchors not supplied

Spares available from www.musical-play.com or from your local distributor

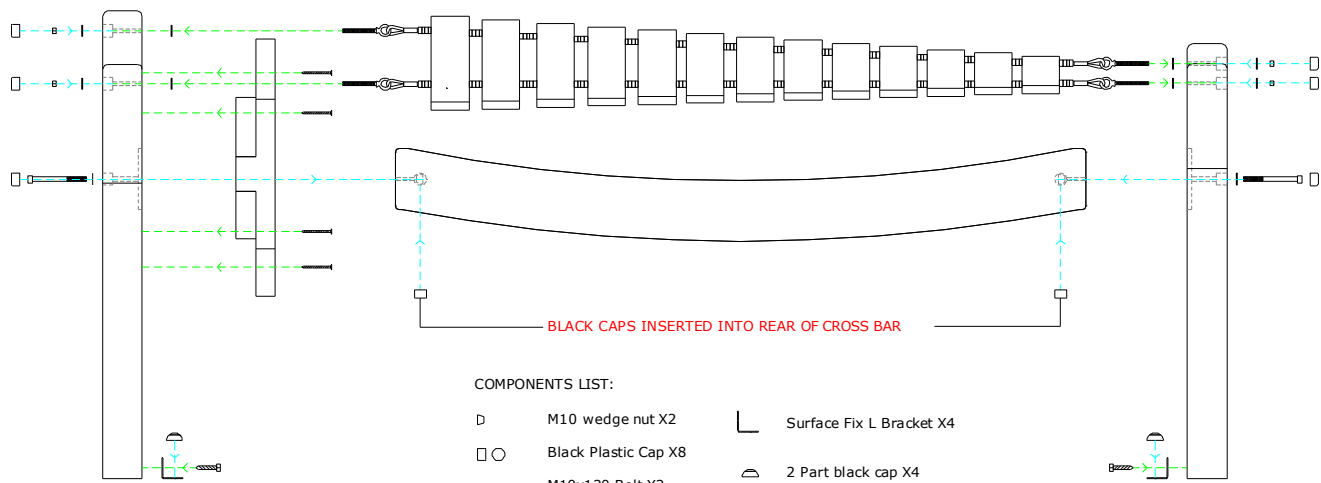

48 Kg











Assembly Guide PPAKAD



Tools:
 x1
 TX 25 Driver Bit

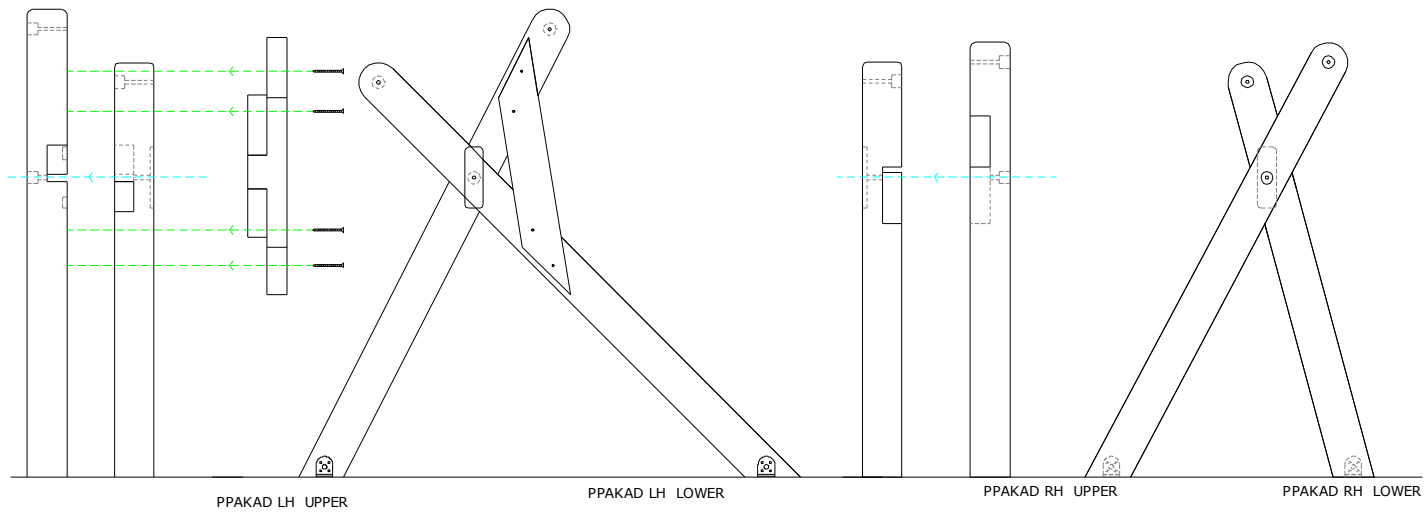
Surface Fixed
 Akadinda
 Page 2 of 2






- COMPONENTS LIST:**
-  M10 wedge nut X2
 -  Black Plastic Cap X8
 -  M10x130 Bolt X2
 -  M10x30 washer X2
 -  M8x25 washer X8
 -  5x70 screw X4
 -  M8 Nyloc nut X4
 -  Surface Fix L Bracket X4
 -  2 Part black cap X4
 -  8x50 Coach screw X4

Instrument Components:

-  M10 Wedge Nut X2
-  M10x30 SS Washer X2
-  M8x25 SS Washer X8
-  Eye Straps X2
-  M8 Lock Nut X4
-  5x40mm Secure Screw X4
-  M10x130 Bolt X2
-  5x70mm Screw X4
-  Black Caps X8



Surface Fix Components:

-  x4
-  x4
-  x4

Ground Anchors not supplied

Spares available from www.musical-play.com or from your local distributor

48 Kg